

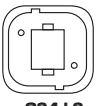



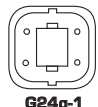



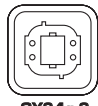



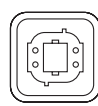


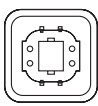









**ATLANTIC  
LIGHTING**

## Product Information Sheet

### PL Lamp Specifications

Lamp Base	Lamp Socket	Wattage	Pin	Lamp Type	Lamp Supplier — MOL — Description		
 GX23-2	<b>A-285-D1</b>	<b>13W</b>	<b>2 PIN</b>	<b>Quad</b> 	<b>Philips</b> 4 5/8" PL-C Cluster	<b>GE</b> 4.7" Double Biax®	<b>Sylvania</b> 4.6" DuLux® S and D
 G24d-2	<b>A-285-D2</b>	<b>18W</b>	<b>2 PIN</b>	<b>Quad</b> 	<b>Philips</b> 6" PL-C Cluster	<b>GE</b> 6.1" Double Biax® 2-Pin	<b>Sylvania</b> 6.0" DuLux® S and D
 G24d-3	<b>A-285-D3</b>	<b>26W</b>	<b>2 PIN</b>	<b>Quad</b> 	<b>Philips</b> 6 13/16" PL-C Cluster	<b>GE</b> 6.7" Double Biax®	<b>Sylvania</b> 6.8" DuLux® S and D
 G24q-1	<b>A-285-Q1</b>	<b>13W</b>	<b>4 PIN</b>	<b>Quad</b> 	<b>Philips</b> 5 3/16" PL-C Cluster	<b>GE</b> 5.0" Double Biax®	<b>Sylvania</b> 5.2" DuLux® D and DE
 G24q-2	<b>A-285-Q2</b>	<b>18W</b>	<b>4 PIN</b>	<b>Quad</b> 	<b>Philips</b> 5 11/16" PL-C Cluster	<b>GE</b> 5.8" Double Biax®	<b>Sylvania</b> 5.8" DuLux® D and DE
 GX24q-2	<b>A-285-Q2</b>	<b>18W</b>	<b>4 PIN</b>	<b>Triple Tube</b> 	<b>Philips</b> 4 5/8" PL-T Triple	<b>GE</b> 4.8 Triple Biax®	<b>Sylvania</b> 4.6" DuLux® T Series
 G24q-3	<b>A-285-QX Universal</b>	<b>26W</b>	<b>4 PIN</b>	<b>Quad</b> 	<b>Philips</b> 6 1/2" PL-C Cluster	<b>GE</b> 6.4" Double Biax®	<b>Sylvania</b> 6.5" DuLux® D and DE
 GX24q-3	<b>A-285-QX Universal</b>	<b>26W</b>	<b>4 PIN</b>	<b>Philips Triple Tube</b> 	<b>GE</b> 5" PL-T Triple	<b>Sylvania</b> 5.2" Triple Biax®	<b>Sylvania</b> 5.0" DuLux® T Series
		<b>32W</b>	<b>4 PIN</b>	<b>Philips Triple Tube</b> 	<b>GE</b> 5 5/8" PL-T Triple	<b>Sylvania</b> 5.5" Triple Biax®	<b>Sylvania</b> 6.0" DuLux® T Series
 GX24q-4	<b>A-285-QX Universal</b>	<b>42W</b>	<b>4 PIN</b>	<b>Triple Tube</b> 	<b>Philips</b> 6 3/8" PL-T Triple	<b>GE</b> 6.4" Triple Biax®	<b>Sylvania</b> 6.4" DuLux® T Series
 GX24q-5	<b>A-285-Q5</b>	<b>57W</b>	<b>4 PIN</b>	<b>Triple Tube</b> 	<b>Philips</b> 7 51/64" PL-T Triple	<b>GE</b> 7.1" High Output Biax®	<b>Sylvania</b> 7.76" DuLux® T Series
 GX24q-6	<b>A-285-Q6</b>	<b>70W</b>	<b>4 PIN</b>	<b>Triple Tube</b> 	<b>Philips</b> —	<b>GE</b> 8.2" High Output Biax®	<b>Sylvania</b> —

Lamp supplier information provided for reference only. All product names may be trademark protected.

DIMENSIONS ARE APPROXIMATE AND PROVIDED FOR REFERENCE ONLY.