

PHOTOMETRICS

Luminaire Information

Product Number: 65132E1 / 6610CL

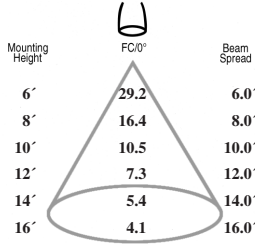
Frame: 6" Vertical Triple Tube Compact Fluorescent Open Luminaire

Reflector: 6" Vertical Specular Clear "Alzak[®]" Reflector

Ceiling Type: Direct **Efficiency:** 54.8% **Lamp(s):** (1) 32W 4 Pin G24Q - 3 Base

Lumens: 2400 **LTL Test Number:** 05658

Cone Of Light



Zonal Lumen Summary

Zone	Lumens	% Lamp
0-30	698	29.1
0-40	1047	43.6
0-60	1315	54.8
0-90	1315	54.8
90-180	0	0.0
0-180	1315	54.8

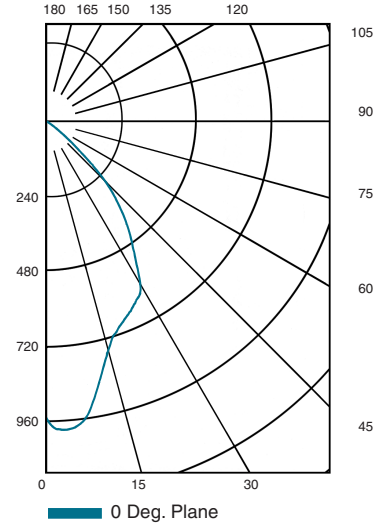
Reflector Multipliers

Reflector Finish	Multiplier
Specular Wheat	.97
Specular Black	.70
Specular Pewter	.96
Matte White	.95

Coefficients Of Utilization

RC	80				70				50				30				10				0
RW	70	50	30	10	70	50	30	10	50	30	10	50	30	10	50	30	10	50	30	10	0
0	65	65	65	65	64	64	64	64	61	61	61	58	58	58	56	56	56	55	55	55	55
1	62	60	59	58	61	59	58	57	57	56	55	55	54	54	53	53	52	51	51	51	51
2	59	56	54	52	58	55	53	51	53	52	50	52	50	49	50	49	48	47	47	47	47
3	56	52	49	47	54	51	48	46	50	47	46	48	46	45	47	46	44	43	43	43	43
4	52	48	45	42	51	47	44	42	46	44	42	45	43	41	44	42	41	40	40	40	40
5	49	44	41	38	48	44	41	38	43	40	38	42	39	37	41	39	37	36	36	36	36
6	46	41	38	35	46	41	37	35	40	37	35	39	36	34	38	36	34	33	33	33	33
7	44	38	34	32	43	38	34	32	37	34	32	36	33	31	36	33	31	30	30	30	30
8	41	35	31	29	40	35	31	29	34	31	29	33	30	28	33	30	28	27	27	27	27
9	38	32	28	26	37	32	28	26	31	28	26	31	28	26	30	27	25	25	25	25	25
10	35	29	26	23	35	29	26	23	29	25	23	28	25	23	28	25	23	22	22	22	22

Effective Floor Cavity Reflectance: 0.20



Luminaire Information

Product Number: A65142E1/2 / 6610CL

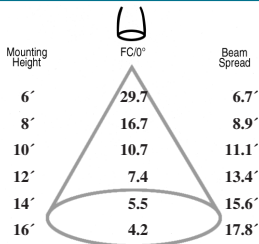
Frame: 6" Vertical Triple Tube Compact Fluorescent Open Luminaire

Reflector: 6" Vertical Specular Clear "Alzak[®]" Reflector

Ceiling Type: Direct **Efficiency:** 54.0% **Lamp(s):** (1) 42W 4 Pin GX24Q - 4 Base

Lumens: 3200 **LTL Test Number:** 05659

Cone Of Light



Zonal Lumen Summary

Zone	Lumens	% Lamp
0-30	439	24.4
0-40	669	37.2
0-60	949	52.7
0-90	966	53.6
90-180	0	0.0
0-180	966	53.6

Reflector Multipliers

Reflector Finish	Multiplier
Specular Wheat	.97
Specular Black	.70
Specular Pewter	.96
Matte White	.95

Coefficients Of Utilization

RC	80				70				50				30				10				0
RW	70	50	30	10	70	50	30	10	50	30	10	50	30	10	50	30	10	50	30	10	0
0	64	64	64	64	63	63	63	63	60	60	60	57	57	57	55	55	55	54	54	54	54
1	61	59	58	56	59	58	57	55	56	55	54	54	53	52	52	51	50	49	49	49	49
2	57	54	52	50	56	53	51	49	51	50	48	50	48	47	48	47	46	45	45	45	45
3	54	50	46	44	53	49	46	44	47	45	43	46	44	42	45	43	42	41	41	41	41
4	50	45	42	39	49	45	41	39	43	41	38	42	40	38	41	39	37	37	37	37	37
5	47	41	38	35	46	41	37	35	40	37	34	39	36	34	38	35	34	33	33	33	33
6	44	38	34	31	43	37	34	31	36	33	31	36	33	31	35	32	30	29	29	29	29
7	41	34	31	28	40	34	30	28	33	30	28	33	30	27	32	29	27	26	26	26	26
8	38	31	27	25	37	31	27	25	30	27	24	30	27	24	29	26	24	23	23	23	23
9	35	28	24	22	34	28	24	22	27	24	22	27	24	22	26	24	21	21	21	21	21
10	32	26	22	20	32	26	22	19	25	22	19	25	22	19	24	21	19	18	18	18	18

Effective Floor Cavity Reflectance: 0.20

