

# PHOTOMETRICS

## Luminaire Information

Product Number: 65126E1 / 6690CL

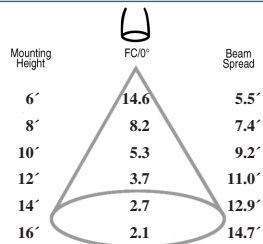
Frame: 6" Vertical Quad Tube Compact Fluorescent Open Luminaire

Reflector: 6" Vertical Specular Clear "Alzak®" Reflector

Ceiling Type: Direct Efficiency: 32.5% Lamp(s): (1) 26W 4 Pin G24Q - 1 Base

Lumens: 18000 LTL Test Number: 06118

### Cone Of Light



### Zonal Lumen Summary

Zone	Lumens	% Lamp
0-30	331	18.4
0-40	469	26.1
0-60	584	32.5
0-90	584	32.5
90-180	0	0.0
0-180	584	32.5

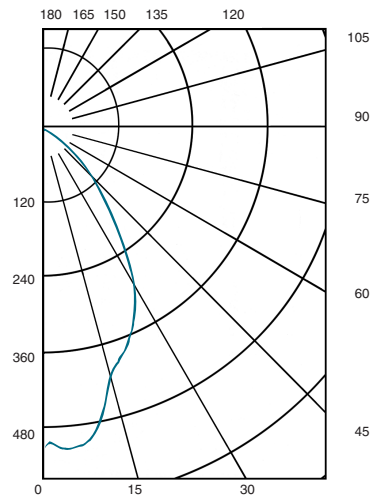
### Reflector Multipliers

Reflector Finish	Multiplier
Specular Wheat	.97
Specular Black	.70
Specular Pewter	.96
Matte White	.95

### Coefficients Of Utilization

RC	80				70				50				30				10				0
RW	70	50	30	10	70	50	30	10	50	30	10	50	30	10	50	30	10	50	30	10	0
0	39	39	39	39	38	38	38	38	36	36	36	35	3	35	33	33	33	33	33	33	32
1	37	36	35	34	36	35	34	34	34	33	33	33	32	32	32	31	31	31	31	31	30
2	35	33	32	31	34	33	31	30	32	31	30	31	30	29	30	29	29	29	29	29	28
3	33	31	29	29	32	30	29	28	30	28	27	29	28	27	28	27	26	26	26	26	26
4	31	29	27	25	31	28	26	25	27	26	25	27	26	24	26	25	24	24	24	24	24
5	29	26	24	23	29	26	24	23	26	24	23	25	24	22	24	23	22	22	22	22	22
6	28	25	23	21	27	24	22	21	24	22	21	23	22	21	23	22	21	21	21	21	20
7	26	23	21	19	26	23	21	19	22	20	19	22	20	19	21	20	19	19	19	19	18
8	24	21	19	17	24	21	19	17	20	19	17	20	18	17	20	18	17	17	17	17	17
9	23	19	17	16	22	19	17	16	19	17	16	18	17	16	18	17	16	16	16	16	15
10	21	18	16	14	21	18	16	14	17	16	14	17	15	14	17	15	14	14	14	14	14

Effective Floor Cavity Reflectance: 0.20



## Luminaire Information

Product Number: 65126E1 / 6690CL

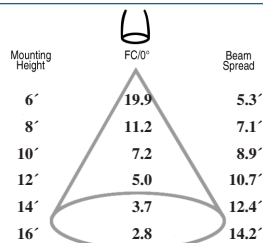
Frame: 6" Vertical Quad Tube Compact Fluorescent Open Luminaire

Reflector: 6" Vertical Specular Clear "Alzak®" Reflector

Ceiling Type: Direct Efficiency: 45.5% Lamp(s): (1) 26W 4 Pin G24Q - 1 Base

Lumens: 1800 LTL Test Number: 06117

### Cone Of Light



### Zonal Lumen Summary

Zone	Lumens	% Lamp
0-30	436	24.2
0-40	643	35.7
0-60	816	45.3
0-90	819	45.5
90-180	0	0.0
0-180	819	45.5

### Reflector Multipliers

Reflector Finish	Multiplier
Specular Wheat	.97
Specular Black	.70
Specular Pewter	.96
Matte White	.95

### Coefficients Of Utilization

RC	80				70				50				30				10				0
RW	70	50	30	10	70	50	30	10	50	30	10	50	30	10	50	30	10	50	30	10	0
0	54	54	54	54	53	53	53	53	51	51	51	48	48	48	46	46	46	46	46	46	46
1	52	50	49	48	50	49	48	47	47	47	46	46	45	44	44	44	43	43	43	42	42
2	49	47	45	43	48	46	44	42	44	43	42	43	42	41	42	41	40	40	40	39	39
3	46	43	41	39	45	42	40	38	41	39	38	40	38	37	39	38	37	36	36	36	36
4	43	40	37	35	43	39	37	35	38	36	34	37	35	34	36	35	34	33	33	33	33
5	41	37	34	32	40	36	34	31	35	33	31	35	33	31	34	32	31	30	30	30	30
6	38	34	31	29	38	34	31	29	33	30	29	32	30	28	32	30	28	28	28	28	28
7	36	31	28	26	35	31	28	26	30	28	26	30	28	26	29	27	26	25	25	25	25
8	34	29	26	24	33	29	26	24	28	25	24	28	25	23	27	25	23	23	23	23	23
9	31	26	23	21	31	26	23	21	26	23	21	25	23	21	25	23	21	20	20	20	20
10	29	24	21	19	29	24	21	19	24	21	19	23	21	19	23	21	19	18	18	18	18

Effective Floor Cavity Reflectance: 0.20

