

PHOTOMETRICS

Luminaire Information

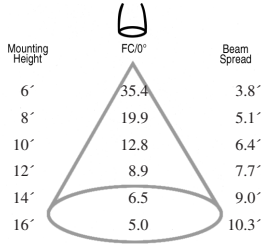
Product Number: WL-WVUD26WH1/2

Frame: 8" Vertical Quad Tube Compact Fluorescent Open Up/Down Wet Location Cylinder

Reflector: 8" Vertical Specular Clear "Alzak®" Reflector

Ceiling Type: Recessed **Efficiency:** 48.8% **Lamp(s):** (1) 26W 4 Pin G24Q - 3 Base **Lumens:** 1800 **LTL Test Number:** 06124

Cone Of Light



Zonal Lumen Summary

Zone	Lumens	% Lamp
0-30	602	33.4
0-40	797	44.3
0-60	878	48.8
0-90	878	48.8
90-180	0	0.0
0-180	878	48.8

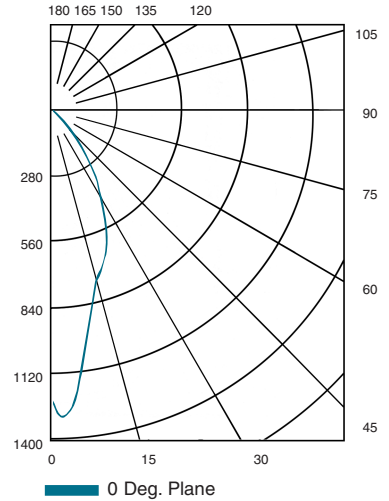
Reflector Multipliers

Reflector Finish	Multiplier
Specular Wheat	.97
Specular Black	.70
Specular Pewter	.96
Matte White	.95

Coefficients Of Utilization

RC	80				70				50				30				10				0
	RW	70	50	30	10	70	50	30	10	50	30	10	50	30	10	50	30	10	0		
0	58	58	58	58	57	57	57	57	54	54	54	52	52	52	50	50	50	49			
1	56	54	53	52	54	53	52	51	51	51	50	49	49	48	48	47	47	46			
2	53	51	49	47	52	50	48	47	48	47	46	47	46	45	46	45	44	43			
3	51	48	45	43	50	47	45	43	46	44	42	44	43	42	43	42	41	40			
4	48	45	42	40	47	44	42	40	43	41	39	42	40	39	41	40	38	38			
5	46	42	39	37	45	41	39	37	40	38	36	40	38	36	39	37	36	35			
6	44	39	37	35	43	39	36	34	38	36	34	38	36	34	37	35	34	33			
7	41	37	34	32	41	37	34	32	36	34	32	35	33	32	35	33	32	31			
8	39	35	32	30	39	34	32	30	34	31	30	33	31	29	33	31	29	29			
9	37	32	29	27	36	32	29	27	32	29	27	31	29	27	31	29	27	26			
10	35	30	27	25	34	30	27	25	29	27	25	29	27	25	29	27	25	24			

Effective Floor Cavity Reflectance: 0.20



Luminaire Information

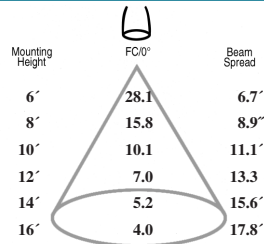
Product Number: WL-WVUD32WH1/2

Frame: 8" Vertical Triple Tube Compact Fluorescent Open Up/Down Wet Location Cylinder

Reflector: 8" Vertical Specular Clear "Alzak®" Reflector

Ceiling Type: Direct **Efficiency:** 52.8% **Lamp(s):** (1) 32W 4 Pin G24Q - 1 Base **Lumens:** 2400 **LTL Test Number:** 06125

Cone Of Light



Zonal Lumen Summary

Zone	Lumens	% Lamp
0-30	795	33.1
0-40	1124	46.8
0-60	1268	52.8
0-90	1268	52.8
90-180	0	0.0
0-180	1268	52.8

Reflector Multipliers

Reflector Finish	Multiplier
Specular Wheat	.97
Specular Black	.70
Specular Pewter	.96
Matte White	.95

Coefficients Of Utilization

RC	80				70				50				30				10				0
	RW	70	50	30	10	70	50	30	10	50	30	10	50	30	10	50	30	10	0		
0	63	63	63	63	61	61	61	61	59	59	59	56	56	56	54	54	54	53			
1	60	59	57	56	59	58	56	55	55	54	54	53	53	52	52	51	51	50			
2	57	55	53	51	56	54	52	50	52	50	49	50	49	48	49	48	47	46			
3	54	51	48	46	53	50	48	46	49	47	45	48	46	44	46	45	44	43			
4	51	47	44	42	50	47	44	42	46	43	41	45	43	41	44	42	41	40			
5	49	44	41	39	48	44	41	38	43	40	38	42	40	38	41	39	37	37			
6	46	41	38	36	45	41	38	36	40	37	35	39	37	35	39	37	35	34			
7	44	39	35	33	43	38	35	33	38	35	33	37	34	33	36	34	32	32			
8	41	36	32	30	40	35	32	30	35	32	30	34	32	30	34	31	30	29			
9	38	33	30	27	38	33	30	27	32	29	27	32	29	27	31	29	27	26			
10	36	31	27	25	35	30	27	25	30	27	25	29	27	25	29	27	25	24			

Effective Floor Cavity Reflectance: 0.20

360.A

