

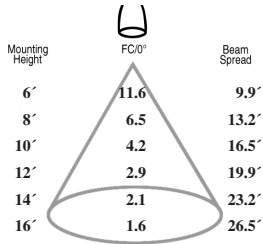
PHOTOMETRICS

Luminaire Information

Product Number: SH813WH1/2
Frame: 8" Horizontal Quad Tube Compact Fluorescent Open Cylinder
Reflector: 8" Horizontal Specular Clear "Alzak®" Reflector
Ceiling Type: Direct **Efficiency:** 68.7% **Lamp(s):** (2) 13W 4 Pin G24Q - 1 Base

Lumens: 1800 **LTL Test Number:** 05382

Cone Of Light



Zonal Lumen Summary

Zone	Lumens	% Lamp
0-30	456	25.3
0-40	755	42.0
0-60	1227	68.2
0-90	1237	68.7
90-180	0	0.0
0-180	1237	68.7

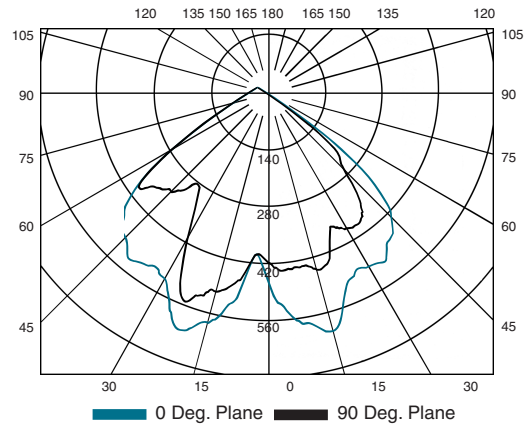
Reflector Multipliers

Reflector Finish	Multiplier
Specular Wheat	.97
Specular Black	.70
Specular Pewter	.96
Matte White	.95

Coefficients Of Utilization

RC	80			70			50			30			10			0		
RW	70	50	30	10	70	50	30	10	50	30	10	50	30	10	50	30	10	0
0	82	82	82	82	80	80	80	80	76	76	76	73	73	73	70	70	70	69
1	77	75	73	71	76	74	72	70	71	69	68	68	67	66	66	65	64	63
2	73	69	65	63	71	67	64	62	65	63	60	53	61	59	61	59	58	57
3	68	62	58	55	66	61	58	55	60	56	54	58	55	53	56	54	52	51
4	63	57	52	49	62	56	52	48	54	51	48	53	50	47	52	49	46	45
5	59	51	46	43	57	51	46	43	49	45	42	48	45	42	47	44	41	40
6	54	47	42	38	53	46	41	38	45	41	37	44	40	37	43	40	37	36
7	50	42	37	33	49	42	37	33	41	36	33	40	36	33	39	35	32	31
8	46	38	32	29	45	37	32	29	36	32	29	36	31	28	35	31	28	27
9	42	34	28	25	41	33	28	25	33	28	25	32	28	25	31	27	25	23
10	39	31	25	22	38	30	25	22	30	25	22	29	25	22	28	24	22	20

Effective Floor Cavity Reflectance: 0.20

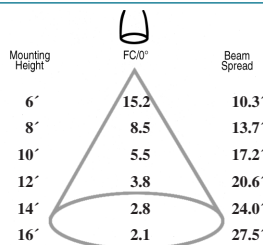


Luminaire Information

Product Number: SH818WH1/2
Frame: 8" Horizontal Quad Tube Compact Fluorescent Open Cylinder
Reflector: 8" Horizontal Specular Clear "Alzak®" Reflector
Ceiling Type: Direct **Efficiency:** 67.0% **Lamp(s):** (2) 18W 4 Pin G24Q - 2 Base

Lumens: 2500 **LTL Test Number:** 05385

Cone Of Light



Zonal Lumen Summary

Zone	Lumens	% Lamp
0-30	612	24.5
0-40	1025	41.0
0-60	1664	66.6
0-90	1676	67.0
90-180	0	0.0
0-180	1676	67.0

Reflector Multipliers

Reflector Finish	Multiplier
Specular Wheat	.97
Specular Black	.70
Specular Pewter	.96
Matte White	.95

Coefficients Of Utilization

RC	80			70			50			30			10			0		
RW	70	50	30	10	70	50	30	10	50	30	10	50	30	10	50	30	10	0
0	80	80	80	80	78	78	78	78	75	75	75	71	71	71	68	68	68	67
1	75	73	71	69	74	72	70	68	69	67	66	66	65	64	64	63	62	61
2	71	67	64	61	69	66	63	60	63	61	59	61	59	58	59	58	56	55
3	66	61	57	54	65	60	56	53	58	55	52	56	54	51	55	53	51	49
4	62	55	51	47	60	54	50	47	53	49	46	52	48	46	50	48	45	44
5	57	50	45	42	56	49	45	41	48	44	41	47	43	41	46	43	40	39
6	53	45	40	37	52	45	40	37	44	40	36	43	39	36	42	38	36	35
7	49	41	36	32	48	41	36	32	40	35	32	39	35	32	38	34	32	30
8	45	37	32	28	44	36	31	28	35	31	28	35	31	28	34	30	28	26
9	41	33	28	24	40	32	28	24	32	27	24	31	27	24	30	27	24	23
10	38	30	25	21	37	29	25	21	29	24	21	28	24	21	27	24	21	20

Effective Floor Cavity Reflectance: 0.20

