

PHOTOMETRICS

Luminaire Information

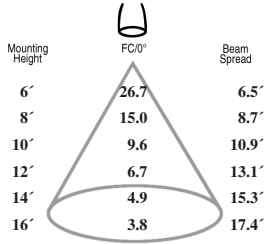
Product Number: WHUD26WH-SCPI/2

Frame: 8" Horizontal Quad Tube Compact Fluorescent Enclosed Up/Down Cylinder

Reflector: 8" Horizontal Specular Clear "Alzak®" Reflector w/ Clear Splay & Prismatic Lens

Ceiling Type: Direct Efficiency: 43.3% Lamp(s): (2) 26W 4 Pin G24Q - 3 Base Lumens: 3600 LTL Test Number: 05833

Cone Of Light



Zonal Lumen Summary

Zone	Lumens	% Lamp
0-30	702	19.5
0-40	1052	29.2
0-60	1468	40.8
0-90	1558	43.3
90-180	0	0.0
0-180	1558	43.3

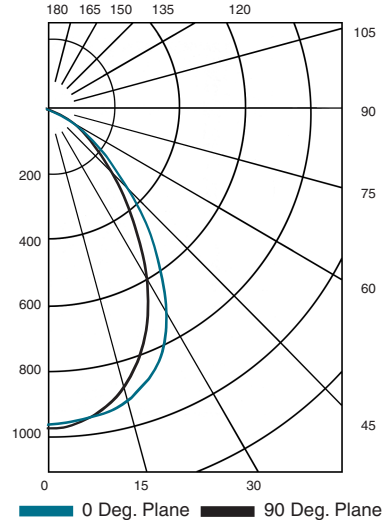
Reflector Multipliers

Reflector Finish	Multiplier
Specular Wheat	.97
Specular Black	.70
Specular Pewter	.96
Matte White	.95

Coefficients Of Utilization

RC	80				70				50				30				10				0
	RW	70	50	30	10	70	50	30	10	50	30	10	50	30	10	50	30	10	0		
0	52	52	52	52	50	50	50	50	48	48	48	46	46	46	44	44	44	43			
1	49	47	46	45	48	46	45	44	44	44	43	43	42	41	41	41	40	39			
2	46	43	41	39	45	42	40	39	41	39	38	40	38	37	38	37	36	36			
3	43	39	37	35	42	39	36	34	38	36	34	36	35	33	35	34	33	32			
4	40	36	33	31	39	35	33	31	34	32	30	33	31	30	33	31	29	29			
5	37	33	30	27	36	32	29	27	31	29	27	31	28	27	30	28	26	26			
6	35	30	27	25	34	30	27	24	29	26	24	28	26	24	28	26	24	23			
7	32	27	24	22	32	27	24	22	26	24	22	26	23	22	25	23	22	21			
8	30	25	22	20	29	25	22	20	24	21	19	24	21	19	23	21	19	19			
9	28	23	20	17	27	22	19	17	22	19	17	22	19	17	21	19	17	16			
10	26	21	18	16	25	21	18	16	20	17	16	20	17	16	19	17	15	15			

Effective Floor Cavity Reflectance: 0.20



Luminaire Information

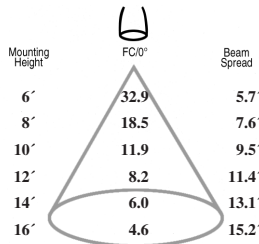
Product Number: WHUD26WH-SCF1/2

Frame: 8" Horizontal Quad Tube Compact Fluorescent Enclosed Up/Down Cylinder

Reflector: 8" Horizontal Specular Clear "Alzak®" Reflector w/ Clear Splay & Fresnel Lens

Ceiling Type: Direct Efficiency: 45.8% Lamp(s): (2) 26W 4 Pin G24Q - 3 Base Lumens: 3600 LTL Test Number: 05834

Cone Of Light



Zonal Lumen Summary

Zone	Lumens	% Lamp
0-30	805	22.3
0-40	1120	31.1
0-50	1546	43.0
0-90	1650	45.8
90-180	0	0.0
0-180	1650	45.8

Reflector Multipliers

Reflector Finish	Multiplier
Specular Wheat	.97
Specular Black	.70
Specular Pewter	.96
Matte White	.95

Coefficients Of Utilization

RC	80				70				50				30				10				0
	RW	70	50	30	10	70	50	30	10	50	30	10	50	30	10	50	30	10	0		
0	55	55	55	55	53	53	53	53	51	51	51	49	49	49	47	47	47	46			
1	52	50	49	48	50	49	48	47	47	46	45	45	45	44	44	43	43	42			
2	48	46	44	42	47	45	43	41	43	42	40	42	41	39	41	40	39	38			
3	45	42	39	37	44	41	39	37	40	38	36	39	37	36	38	36	35	34			
4	42	38	35	33	42	38	35	33	37	34	32	36	34	32	35	33	32	31			
5	40	35	32	29	39	34	31	29	34	31	29	33	30	29	32	30	28	28			
6	37	32	29	27	36	32	29	26	31	28	26	30	28	26	30	28	26	25			
7	35	30	26	24	34	29	26	24	29	26	24	28	25	24	27	25	23	23			
8	32	27	24	22	32	27	24	22	26	23	21	26	23	21	25	23	21	20			
9	30	25	22	19	30	25	21	19	24	21	19	24	21	19	23	21	19	18			
10	28	23	20	18	28	23	20	18	22	19	17	22	19	17	21	19	17	17			

Effective Floor Cavity Reflectance: 0.20

